T-LED 150/120-700 300V DALI NFC

Software: TCI_NFC_READER
https://win.tcisaronno.com/public/CMS/Files/11436/Setup-NFC-DALI-1-0-0-155.zip

Product data

Specification item	Value	Unit
Product name	T-LED 150/120-700 DALI NFC LG	
Order code	141184	
EAN (GTIN)	8010703888074	
Pieces per box	30	
Product weight	266	Gr
Made in	Italy	

Electrical input data

Specification item	Value	Unit	Condition
Rated input voltage	220...240	Vac	
Input voltage AC range	198...264	Vac	
Input voltage DC range	176...275	Vdc	Factory default 15% EOFi= 0,13
Rated input frequency	50...60	Hz	
Rated input current	0,681	A	Referred to Vin = 230 V, 100% load
Rated input power	156,55	W	Reffered to Vin = 230V, 100% load
Power factor	0,95	λ	Pout > 40 W
THD	< 10	%	Referred to Vin = 230 V, 100% load
Efficiency	94	%	Referred to Vin = 230 V, 100% load
Stand-by Power	< 0,5	W	
Isolation input to output	NOT - SELV		

Electrical output data

Specification item	Value	Unit	Condition
Regulation method	Constant current		
Output voltage	100...300	Vdc	
Output voltage max.	330	V	Open load
Output current	120...700	mA	
Output current min programmable	120	mA	
Output current min dimming	7	mA	
Output current tolerance +/-	5	%	
Output power	12...150	W	
Output current ripple	< 3	%	
Output Pst LM	< 1		
Output SVM	< 0,4		

Operating window

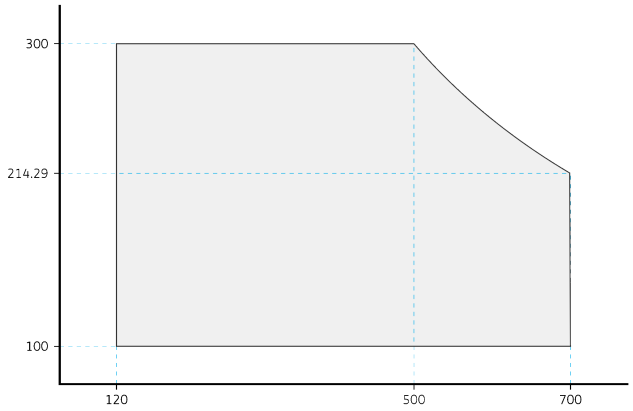

Electrical data controls input

Specification item	Value	Unit	Condition
Control method	DALI-2, PUSH SWITCH, CLO		
Dimming range	1...100%	%	

Wiring and connections

Specification item	Value	Unit	Condition
Input wire cross section	0.5...1.5 / 20...15	mm² / AWG	
Input wire strip length	8...8.5	mm	
Output wires cross section	0.5...1.5 / 20...15	mm² / AWG	
Output wire strip length	8...8.5	mm	
Control wire cross section	0.5...1.5 / 20...15	mm² / AWG	
Control wire strip length	8...8.5	mm	
Max. cable length		cm	For additionals details for regulations see pages info 12-14

Wiring diagrams

DALI diagram
Collegamento DALI

PUSH SWITCH diagram
Collegamento PUSH SWITCH

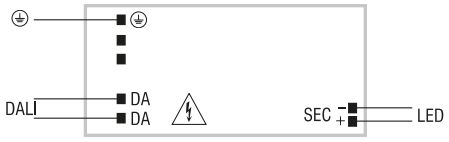



WIRELESS PROGRAMMING diagram
Collegamento per PROGRAMMAZIONE WIRELESS

Insulation

Insulation	Output	Controls	Earth
Input	N/A	basic	basic
Output	N/A	basic	basic

Operation temperatures and humidity

Specification item	Value	Unit	Condition
Ambient temperature	-25...60	°C	
Tc	85	°C	Maximum temperature measured at Tc point
Maximum housing temperature	110	°C	In case of failure

Temperature/Life

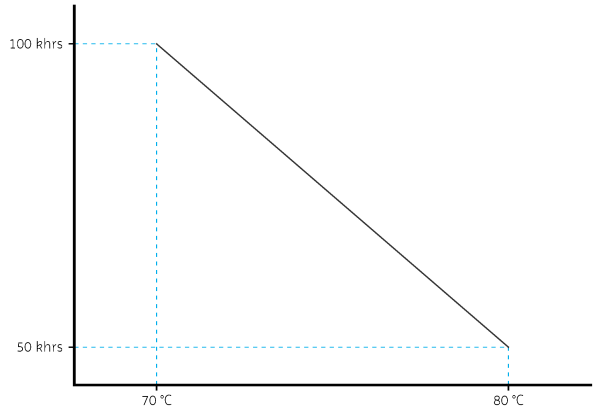

Storage temperature and humidity

Specification item	Value	Unit	Condition
Ambient temperature	-30...85	°C	
Relative humidity	5...85	%	Non condensing

Programmable features

Specification item	Available	Default setting	Condition
Set Adjustable Output Current (AOC)	NFC	120mA	
Constant Light Output (CLO)	Yes	OFF	
Push Switch	Yes	ON	
Min Dimming Level	Yes	1%	
DC emergency level	Yes	ON	Default 15% EOFi range = 1...100%
DALI part 251	Yes	OFF	

Features

Specification item	Value	Condition
Open load	Yes	
Short circuit	Yes	
Over load and thermal protection	Yes	C.5.a
Hot plug	No	
Suitable for fixtures with protection class	class I	
DALI part 101	Yes	
DALI part 102	Yes	
DALI part 207	Yes	
DALI part 252	Yes	
DALI part 253	Yes	

In rush current

Specification item	Value	Unit	Condition
In rush current	40/300	A / usec	
Drivers / MCB 16A type B	15	pcs	

Driver touch current / protective conductor current

Specification item	Value	Unit	Condition
Typical Protective Conductor Current	0,27	mA	

Surge immunity

Specification item	Value	Unit	Condition
Mains surge immunity (diff. mode)	1	kV	
Mains surge immunity (comm. mode)	2	kV	

Application info

Specification item	Value
Approval marks	CE ENEC RCM UKCA EAC
Application	Linear dimmable indoor
Mounting type	Built-in
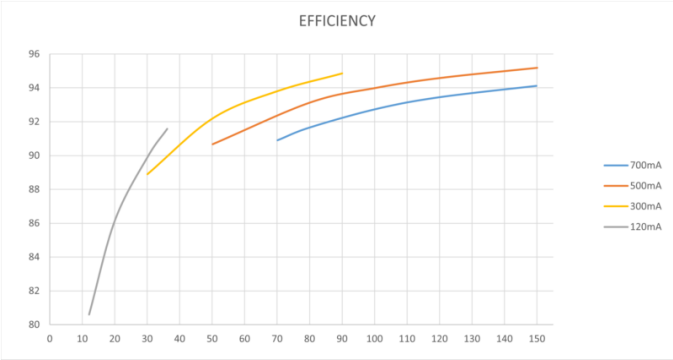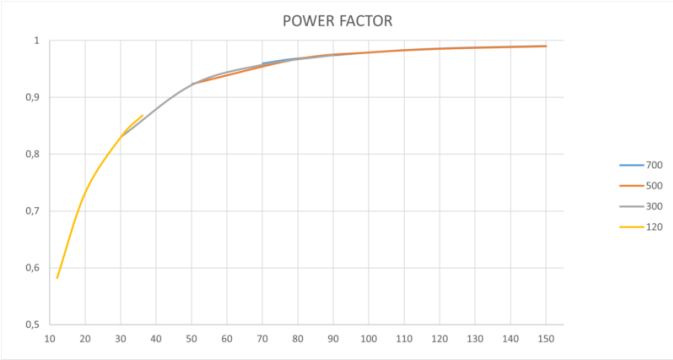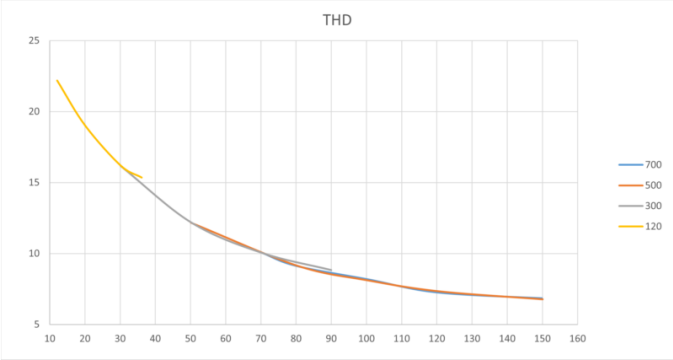
Performance curves