



## Product data

Specification item	Value	Unit
Product name	PROFESSIONALE DALI BI	
Order code	127492	
EAN (GTIN)	8010703380455	
Pieces per box	50	
Product weight	110	Gr
Made in	Italy	

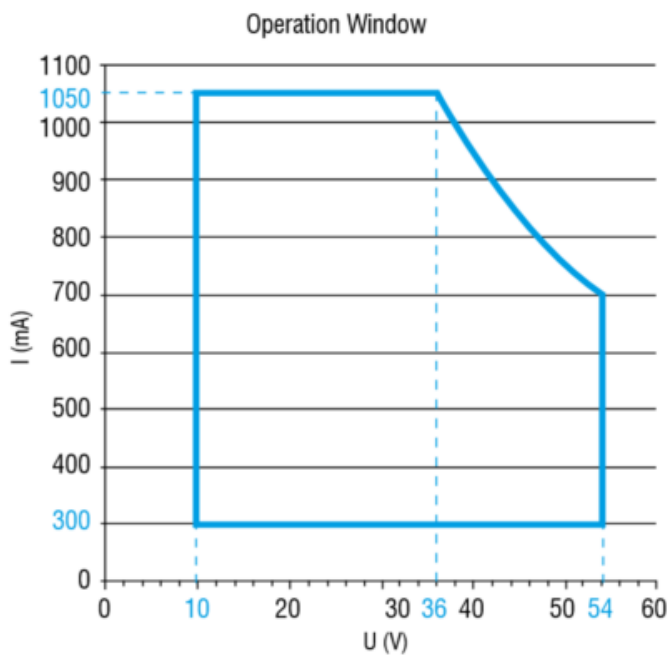
## Electrical input data

Specification item	Value	Unit	Condition
Rated input voltage	220...240	Vac	
Input voltage AC range	198...264	Vac	
Input voltage DC range	176...275	Vdc	Factory default 100% EOFi= 1
Rated input frequency	50...60	Hz	
Rated input current	0,186	A	Referred to Vin = 230 V, 100% load
Rated input power	42,40	W	Referred to Vin = 230V, 100% load
Power factor	0,95	$\lambda$	Pout > 15 W
THD	< 10	%	Referred to Vin = 230 V, 100% load
Efficiency	90	%	Referred to Vin = 230 V, 100% load
Stand-by Power	< 0,5	W	
Isolation input to output	SELV		

**Electrical output data**

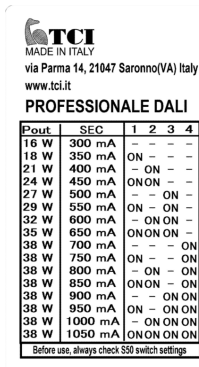
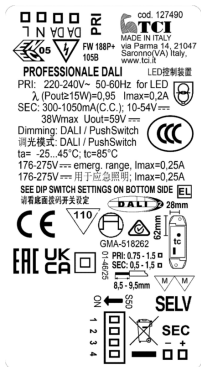
Specification item	Value	Unit	Condition
Regulation method	Constant current		
Output voltage	10...54	Vdc	
Output voltage max.	59	V	Open load
Output current	300...1050	mA	
Output current min programmable	300	mA	
Output current min dimming	7	mA	
Output current tolerance	5	%	
Output power	3...38	W	
Output current ripple	< 3	%	
Output Pst LM	< 1		
Output SVM	< 0,4		

**Operating window (230V)**



## Labels

Labels are for illustrative purposes only and may differ from the actual product



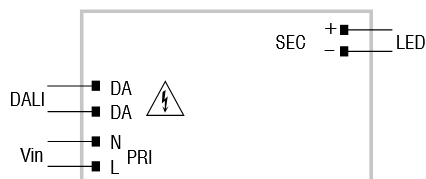
## Electrical data controls input

Specification item	Value	Unit	Condition
Control method	DALI-2, Pulsante N/A		
Dimming range	1...100	%	

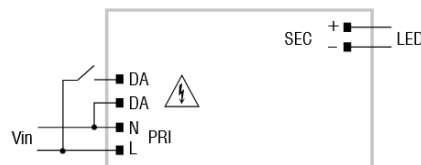
## Wiring and connections

Specification item	Value	Unit	Condition
Input wire cross section	0.5...1.5 / 20...15	mm <sup>2</sup> / AWG	
Input wire strip length	8.5...9.5	mm	
Output wires cross section	0.5...1.5 / 20...15	mm <sup>2</sup> / AWG	
Output wire strip length	8.5...9.5	mm	
Control wire cross section	0.5...1.5 / 20...15	mm <sup>2</sup> / AWG	
Control wire strip length	8.5...9.5	mm	
Max. cable length		cm	Max. LED distance see page info 8

## Wiring diagrams

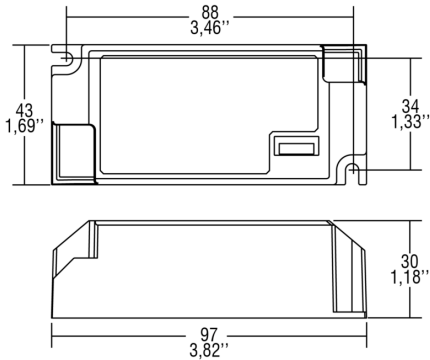


DALI diagram  
Collegamento DALI



PUSH SWITCH diagram  
Collegamento PUSH SWITCH

**Dimensions**



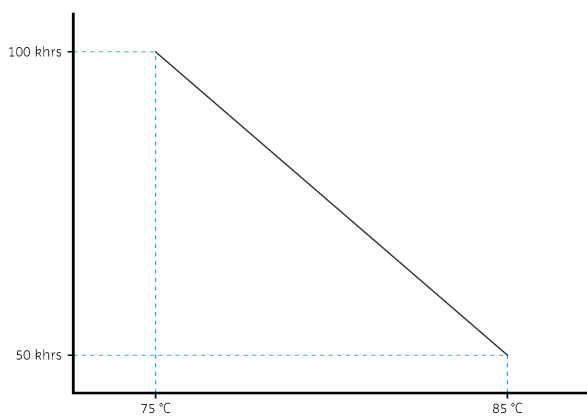
**Insulation**

Specification item	Output	Controls	Earth
Input	double or reinforced	basic	N/A
Output	N/A	double or reinforced	N/A

**Operation temperatures and humidity**

Specification item	Value	Unit	Condition
Ambient temperature	-25...50	°C	
Tc	85	°C	Maximum temperature measured at Tc point
Maximum housing temperature	110	°C	In case of failure

**Temperature/Life**



## Storage temperature and humidity

Specification item	Value	Unit	Condition
Ambient temperature	-30...85	°C	
Relative humidity	5...85	%	Non condensing

## Programmable features

Specification item	Available	Default setting	Condition
Set Adjustable Output Current (AOC)	DIP-SWITCH	300mA	
Push Switch	Yes	ON	
Min Dimming Level	Yes	1%	
DALI part 251	Yes	OFF	

## Features

Specification item	Value	Condition
Open load	Yes	
Short circuit	Yes	
Over load and thermal protection	Yes	C.5.a
Hot plug	No	
Suitable for fixtures with protection class	class I/II	
Emergency Lighting (EL)	Yes	
DALI part 101	Yes	
DALI part 102	Yes	
DALI part 207	Yes	
DALI part 252	Yes	
DALI part 253	Yes	

## In rush current

Specification item	Value	Unit	Condition
In rush current	5/50	A / usec	
Drivers / MCB 16A type B	50	pcs	

## Driver touch current / protective conductor current

Specification item	Value	Unit	Condition
Typical Protective Conductor Current	0,05	mA	

## Surge immunity

Specification item	Value	Unit	Condition
Mains surge immunity (diff. mode)	2	kV	
Mains surge immunity (comm. mode)	4	kV	

## Application info

Specification item	Value
Approval marks	CE ENEC EAC RCM UKCA BIS
Application	Compact dimmable indoor
Mounting type	Built-in

## Performance curves

